



ಬೃಹತ್ ಬೆಂಗಳೂರು ಮಹಾನಗರ ಪಾಲಿಕೆ
Bruhat Bengaluru Mahanagara Palike



BBMP COVID-19 WAR ROOM 13.12.2022



OVERVIEW OF COVID-19 IN BENGALURU



CASE TRENDS

ACTIVE CASES **1,349**

Confirmed Cases

24

18,76,420[#]

Recovered Cases

19

18,58,081[#]

Death Cases

0

16,990[#]



HOSPITALIZATION

1

ICU – V

-

ICU

-

HDU

-

General

1

INCLUDES GOVT. QUOTA AND PRIVATE WALK-IN HOSPITALIZATION



VACCINATION

124

2,04,94,335[#]

First Dose

27

96,79,675[#]

Second Dose

63

94,84,192[#]

Precaution Dose

34

13,30,468[#]



TRIAGING

MTU

3

Tele Triage

15



ACTIVE CZs

0

MCZs (< 5 cases)

0

Clusters (> 5 cases)

0



TESTING

1,012

3,19,95,054[#]

RAT

160

RTPCR

852

Positivity : 2.43%

*FOR LAST 7 DAYS

: indicates cumulative numbers till date



ABSTRACT OF COVID-19 SCENARIO IN BENGALURU



	MALE			FEMALE			TRANSGENDER			TOTAL		
	Last 24 Hours	Last 7 Days	Cumulative	Last 24 Hours	Last 7 Days	Cumulative	Last 24 Hours	Last 7 Days	Cumulative	Last 24 Hours	Last 7 Days	Cumulative
Positive Cases	13	77	11,06,450	11	57	7,69,774	0	0	196	24	134	18,76,420
Recovered Cases	11	187	10,93,882	8	138	7,64,012	0	0	187	19	325	18,58,081
Death Cases	0	0	10,760	0	0	6,226	0	0	4	0	0	16,990
Total Tests Done	In Last 24 hrs. : 1,012			In last 7 days : 5,518			Cumulative : 3,19,95,054					
Vaccine Doses Administered	In Last 24 hrs. : 124			In last 7 days : 1,363			Cumulative : 2,04,94,335					
ACTIVE CASES									1,349			

*Covid deaths occurred today : 00 | Covid deaths occurred beyond last 24hrs., reported today : 00

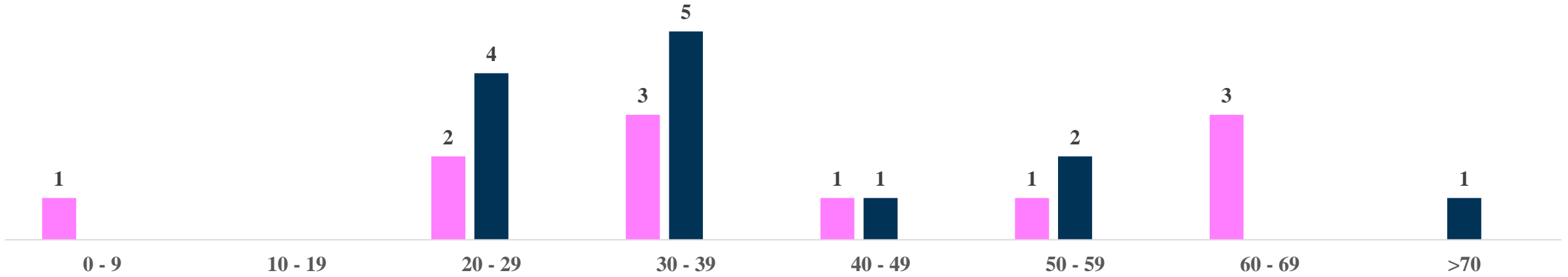


LAST 24 HOURS AGE GROUP AND GENDER WISE DISTRIBUTION

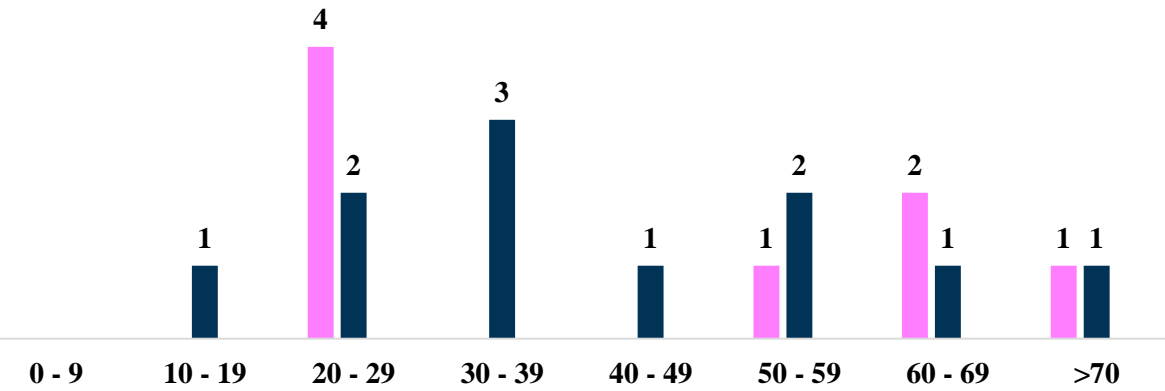


Positive Cases : 24

Female Male Transgender



Recovered Cases : 19



Death Cases : 0

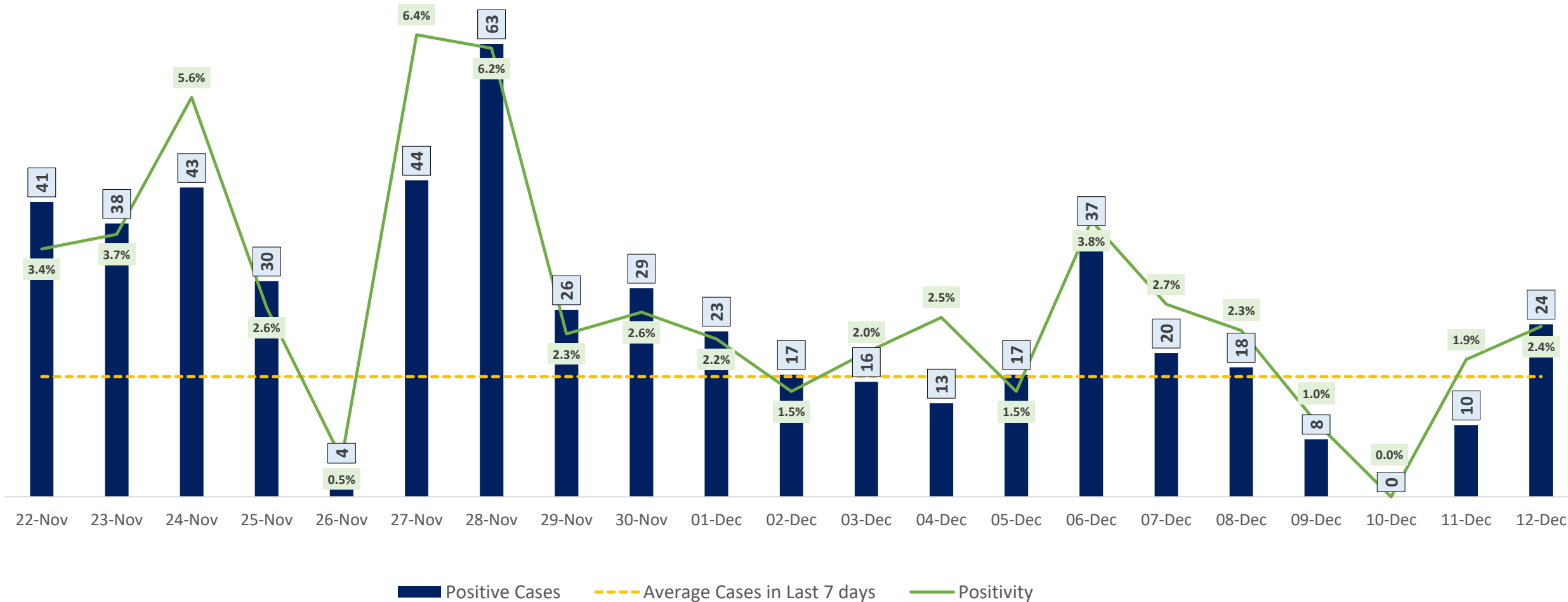
0 to 9 10 to 19 20 to 29 30 to 39 40 to 49 50 to 59 60 to 69 >=70



POSITIVITY RATE OF BENGALURU – LAST 21 DAYS



Average Cases in Last 7 days : 17





TESTING TRENDS IN BENGALURU

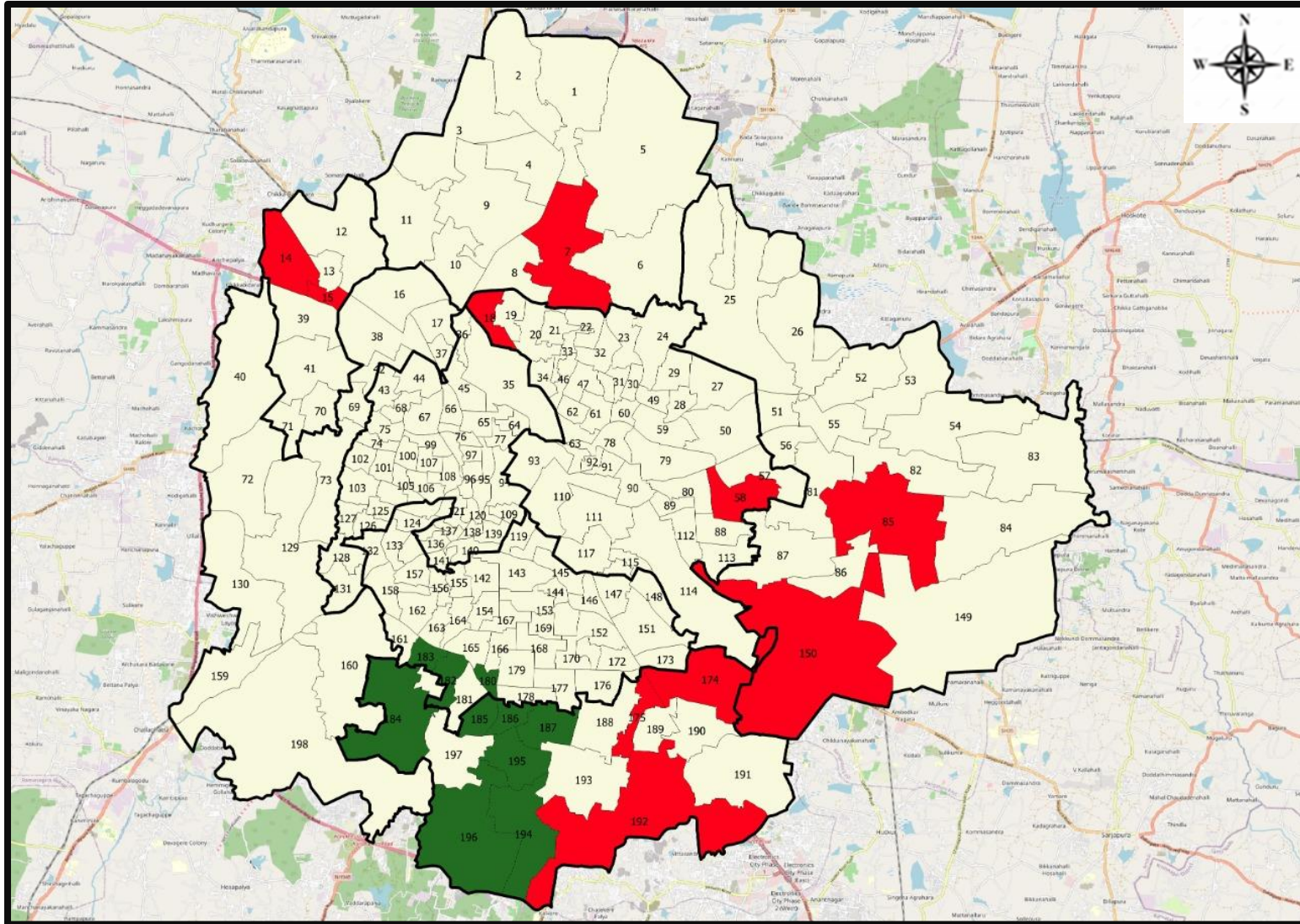


Total Test Conducted Till Date	Test Conducted Last 24 hours	Last 7 Days Average
3,19,95,054	1,012	788





BENGALURU URBAN MAP SHOWING TREND OF POSITIVE CASES IN LAST 7 DAYS



Top 10 wards reporting highest number of positive cases in last 10 days

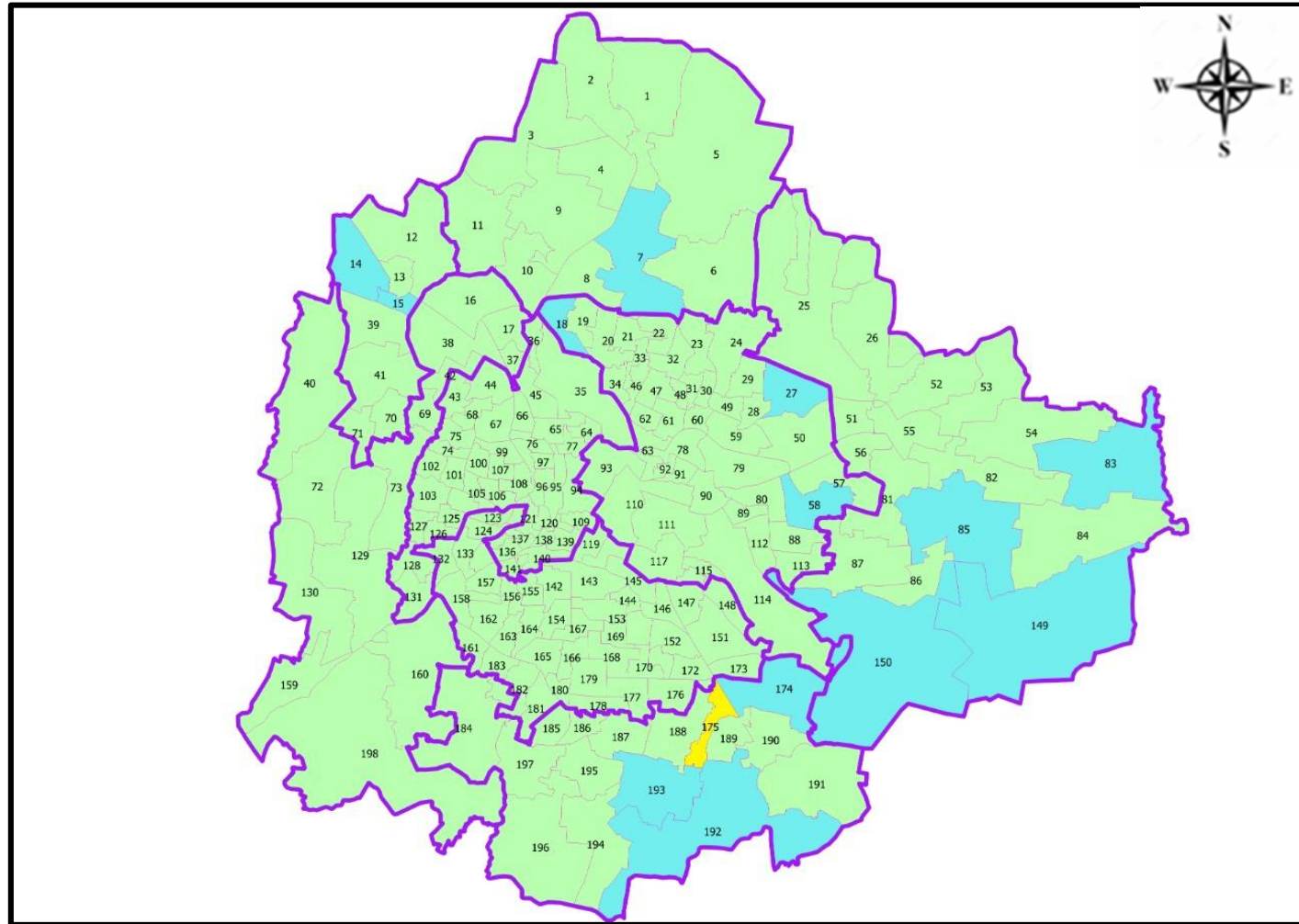
Ward No.	Ward Name	Daily Cases Average
175	Bommanahalli	1
85	Dodda Nekkundi	1
174	HSR Layout	1
192	Begur	1
7	Byatarayanapura	1
14	Bagalakunte	1
58	New Tippasandra	1
150	Bellanduru	1
15	T Dasarahalli	0
18	Radhakrishna Temple	0







Top 10 wards reporting least number of positive cases in last 7 days

Ward No.	Ward Name	Daily Cases Average
196	Anjanapura	0
195	Konanakunte	0
194	Gottigere	0
187	Puttenahalli	0
186	Jaraganahalli	0
185	Yelchenahalli	0
184	Uttarahalli	0
183	Chikkalsandra	0
182	Padmanabha Nagar	0
180	Banashankari Temple Ward	0



BENGALURU MAP SHOWING INTENSITY OF POSITIVE CASES IN LAST 7 DAYS



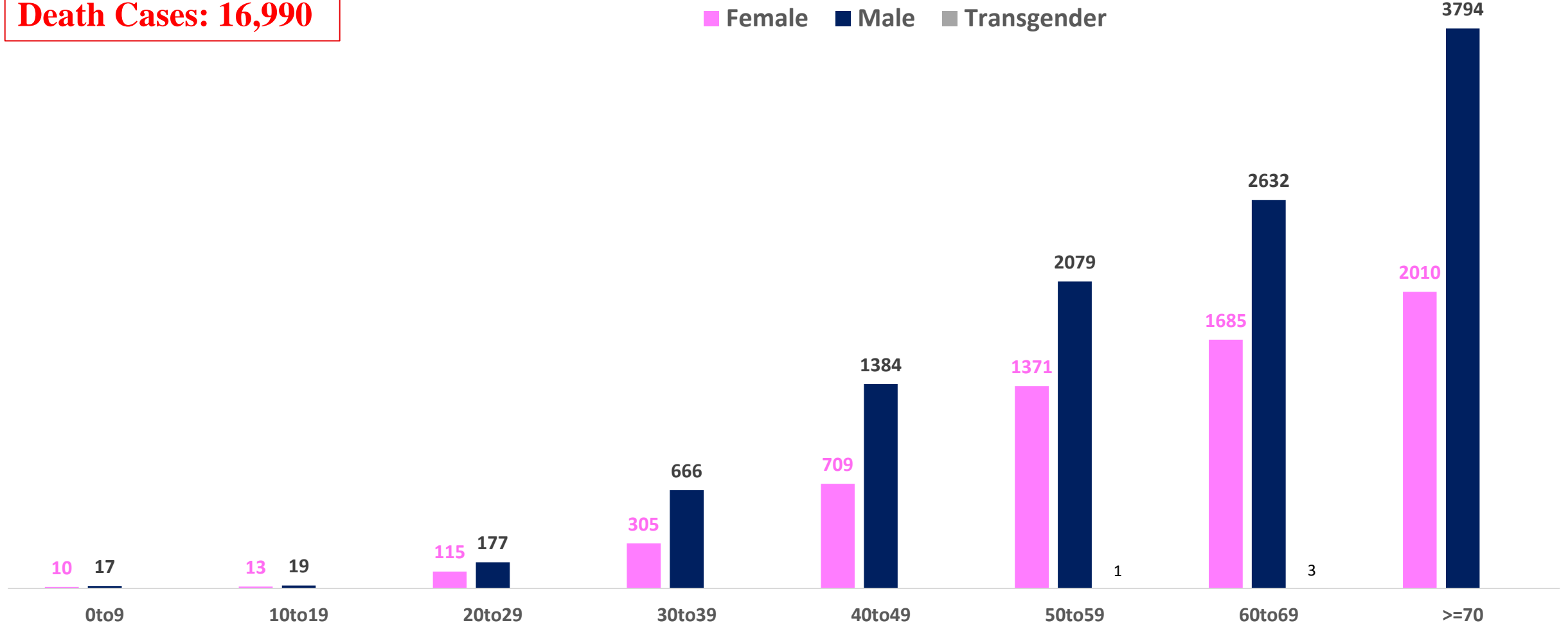
-  Level 1 : 0 to 2 Cases
-  Level 2 : 2 to 5 Cases
-  Level 3 : 5 to 10 Cases
-  Level 4 : 10 to 25 Cases
-  Level 5 : More than 25 Cases
-  Zone Boundaries



AGE AND GENDER WISE DISTRIBUTION OF DEATH CASES



Death Cases: 16,990





COVID-19 SCENARIO IN BENGALURU AND OTHER METROPOLITAN CITIES



CITY NAME	Positive Cases	Active Cases	Recovered	Deceased	Vaccine Doses Administered
New Delhi	20,07,036	19	19,80,498	26,519	3,73,17,328
Bengaluru*	18,76,420	1,349	18,58,081	16,990	2,37,78,980
Mumbai	11,54,082	64	11,34,274	19,744	2,21,34,555
Chennai	7,93,141	20	7,84,050	9,071	1,13,96,462

Source : <https://dashboard.cowin.gov.in/> at 5:00pm (13.12.2022)
Source : <https://www.covid19bharat.org/> at 5:00pm (13.12.2022)

*includes BBMP & Bengaluru Urban



SNAPSHOT OF COVID-19 CASES IN BENGALURU URBAN



**Total Wards With
< = 5 Cases* :
194**

**Tests Conducted
on 12.12.2022:
1,012**

**Recovery
Rate*:
99.02%**

**Total
Active Cases :
1,349**

**Total Vaccinated
on 12.12.2022:
124**

**Positivity
Rate* :
2.43%**

**Active
Rate*:
0.07%**

**Case
Fatality Rate* :
0.00%**





*Total positive cases In the past 7 days

*CFR and positivity is for Past 7 days



ಬೃಹತ್ ಬೆಂಗಳೂರು ಮಹಾನಗರ ಪಾಲಿಕೆ
Bruhat Bengaluru Mahanagara Palike



Download BBMP Bulletin	https://apps.bbmpgov.in/covid19/mediabulletin.php
To register for vaccination :	https://selfregistration.cowin.gov.in/
BBMP COVID19 Dashboard:	https://apps.bbmpgov.in/covid19/
Follow us on:	 www.facebook.com/bbmp.comm1/
	 twitter.com/BBMPCOMM
	  BBMPSplHealth

Issued by:

Honorable Chief Commissioner, BBMP
Special Commissioner Health & IT, BBMP
MD, Bengaluru Smart City Limited

THANK YOU !

